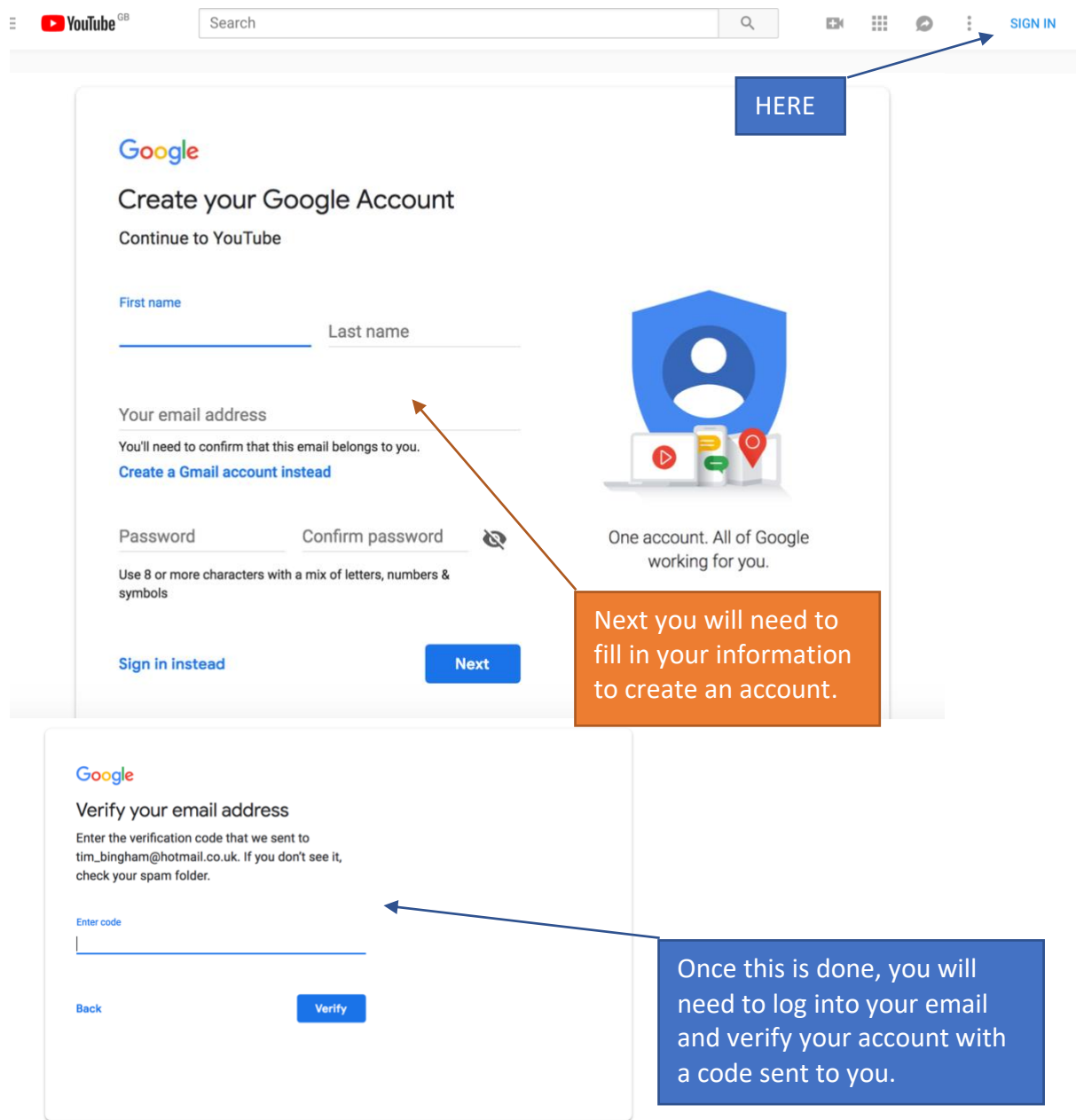


How to create a YouTube Channel

Before you can create any YouTube videos, you will first need to create an account. To do this, type youtube.com into your search bar, or into google.

Once on the YouTube home page, in the far-right corner you will see sign in, click on this to create your google account and YouTube channel.



The image shows a sequence of three screenshots from the YouTube sign-up process, with annotations explaining each step.

Top Screenshot: YouTube Home Page
The top navigation bar of the YouTube website is shown. In the far-right corner, there is a "SIGN IN" link. A blue box labeled "HERE" has an arrow pointing to this link.

Middle Screenshot: Create your Google Account
This is the "Create your Google Account" page. It includes fields for "First name", "Last name", "Your email address", "Password", and "Confirm password". A blue box with an orange border contains the text: "Next you will need to fill in your information to create an account." An orange arrow points from this box to the "Your email address" field.

Bottom Screenshot: Verify your email address
This is the "Verify your email address" page. It asks the user to "Enter the verification code that we sent to tim_bingham@hotmail.co.uk. If you don't see it, check your spam folder." There is an "Enter code" input field and a "Verify" button. A blue box contains the text: "Once this is done, you will need to log into your email and verify your account with a code sent to you." A blue arrow points from this box to the "Enter code" field.



Welcome to Google



tim_bingham@hotmail.co.uk

Phone number (optional)



We'll use your number for account security. It won't be visible to others.

Day Month Year

Your date of birth

Gender

Why we ask for [this information](#)

[Back](#)

[Next](#)

You will then need to fill out some more basic information once the account is verified.



Your personal info is private and safe



Privacy and Terms

that we use across all of our services.

You're in control

Depending on your account settings, some of this data may be associated with your Google Account and we treat this data as personal information. You can control how we collect and use this data now by clicking 'More Options' below. You can always adjust your controls later or withdraw your consent for the future by visiting My Account (myaccount.google.com).

[MORE OPTIONS](#)

- I agree to Google's Terms of Service
- I agree to the processing of my information as described above and further explained in the Privacy Policy

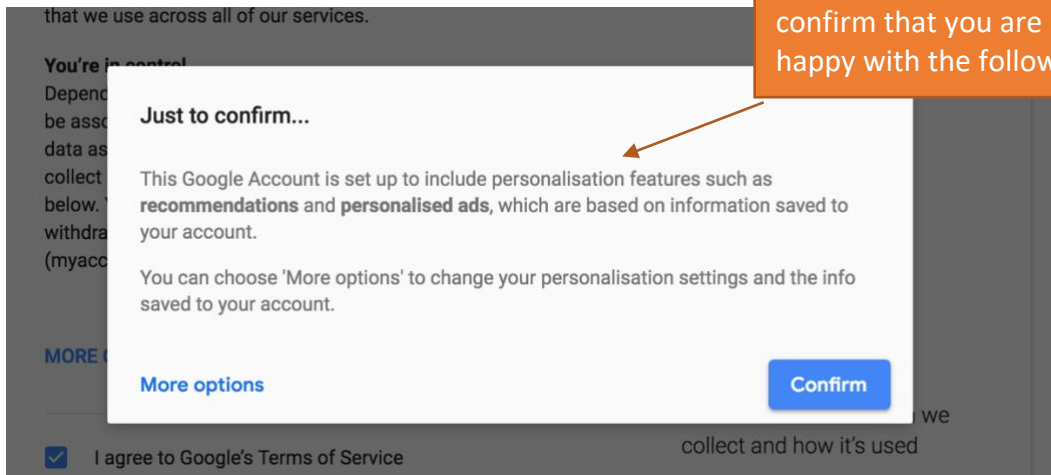
[Cancel](#)

[Create Account](#)

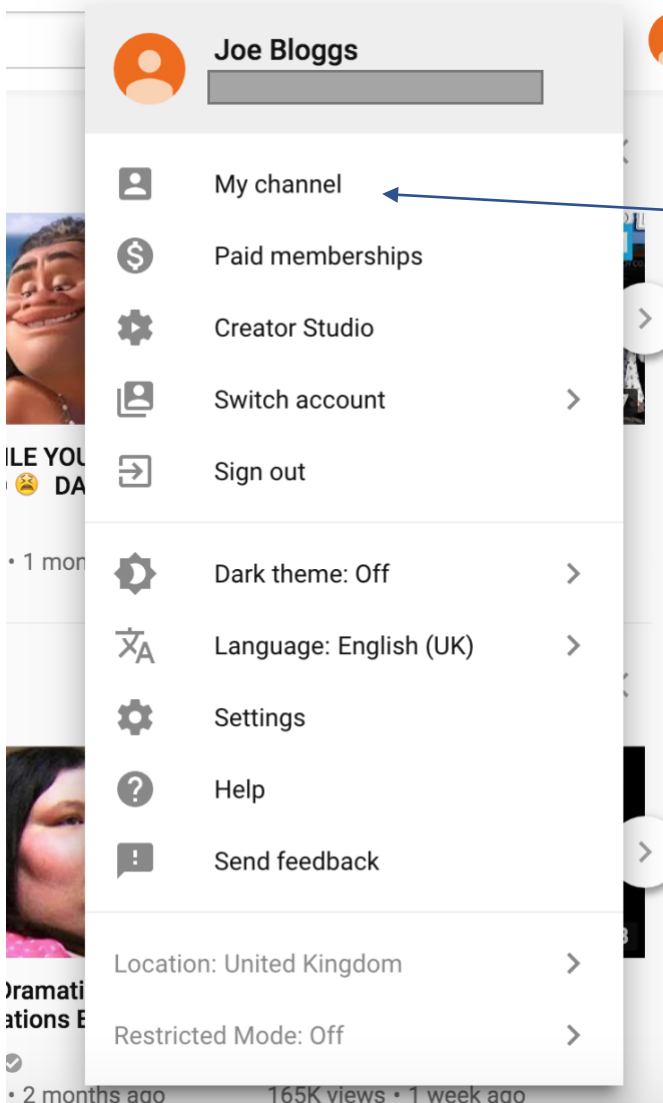
You must then read all the terms and conditions, and agree in order to create your account.



You're in control of the data we collect and how it's used



Google will ask you to confirm that you are happy with the following.



Once you have confirmed, it shall take you back to the YouTube home page and you will be able to start editing your YouTube profile. Once you have gone back to the YouTube home page, sign in, and click on 'My Channel' in order to complete the creation of your YouTube Channel.

